

The TIR Convention

objectives, principles and
pillars, key provisions and governance

Lebanon National Workshop on TIR & Harmonization Conventions

9 - 10 April 2019, Beirut



Overview

- Transit regimes
- The TIR system
 - Example of TIR transport
 - 5 pillars
 - Geographical scope
 - Administrative structure
 - Roles and responsibilities of competent authorities

Transit regimes

1/2

National transit

- Incoming, outgoing and through transit
- National guarantee system
- National specific documents (or electronic messages)
- Many examples

Bilateral or multilateral transit

- Closed system between two or more countries
- Sometimes based on customs union
- Avoid use of multiple national transit systems
- Possibly common or mutually recognized guarantees
- Common customs document (or electronic messages)
- Examples: Community and Common transit, US-Canada, TRIE, ...

Transit regimes

2/2

International and global transit


- Open to all interested countries
- Close collaboration between neighbouring countries not required
- Internationally recognized guarantees
- Standards documents (or electronic messages)
- Example: TIR



The **TIR** system

...the only global transit system

- An important **facilitation tool** for international trade and transport
 - Based on the **TIR Conventions, 1975**
 - **76 Contracting Parties**
 - **Intermodal**



Example of a TIR transport

-  1 Customs office of departure (Minsk)
-  1 Customs office of destination (Barcelona)
-  1 intermediate Customs office of departure (Kiev)
-  2 Border crossings

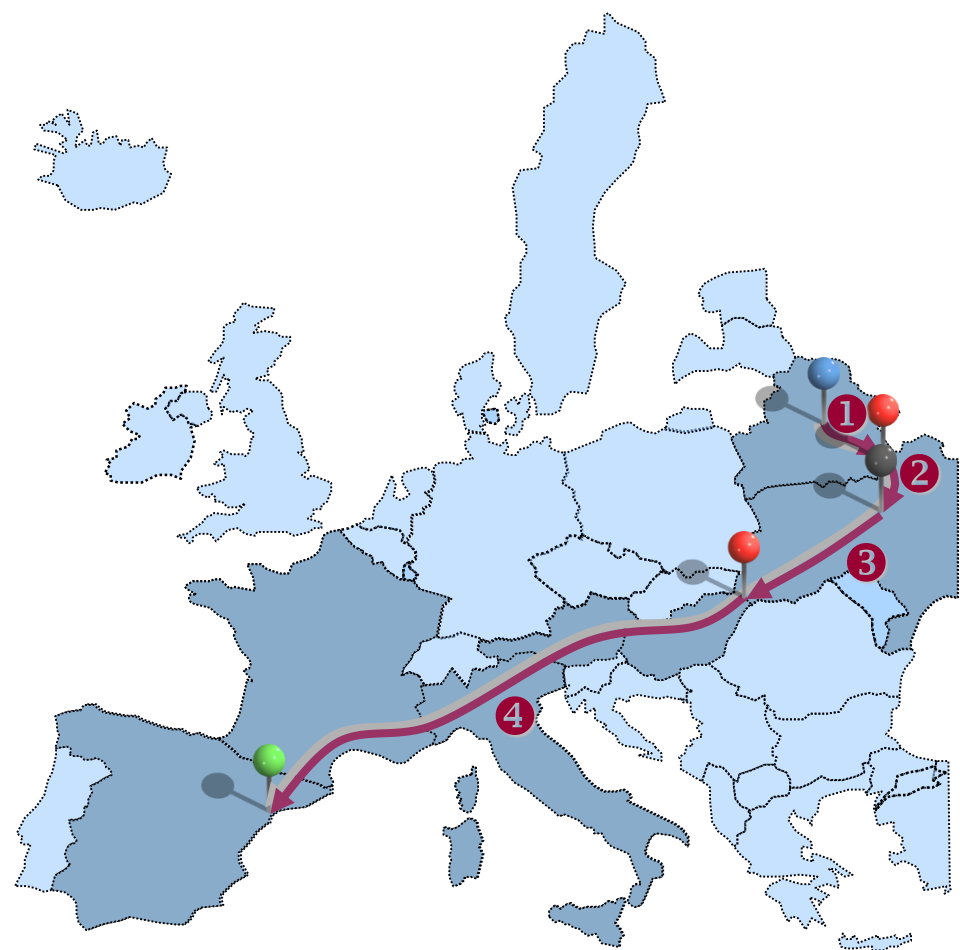
1 TIR transport (1 Guarantee)



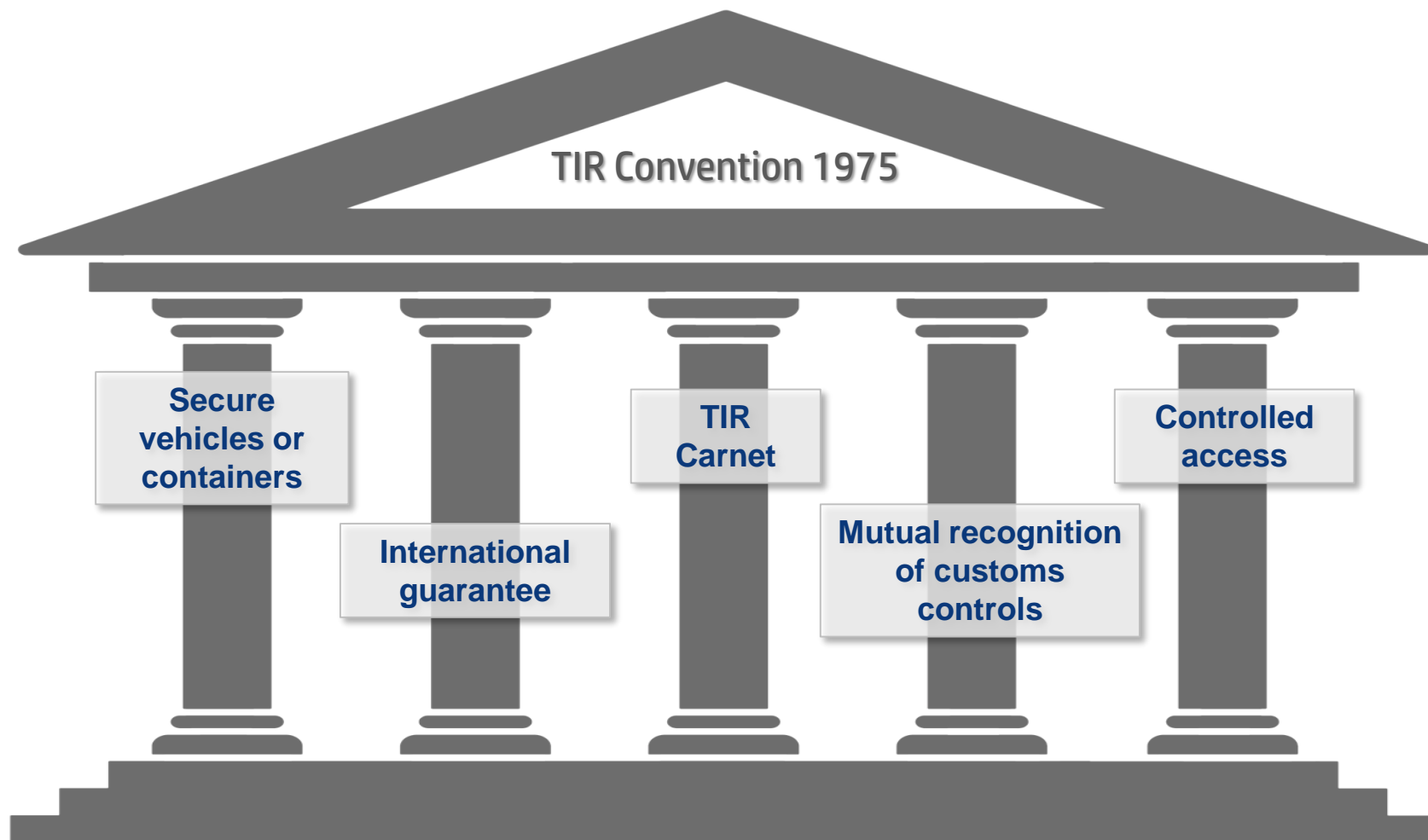
①..④ TIR operations

3 Customs territories

7 Countries



The 5 pillars of the TIR system



The 5 pillars of the TIR system

1

Secure vehicles or containers

- No goods can be removed from or introduced into the sealed part
- Customs seal: simply and effectively
- No concealed spaces
- All spaces accessible for customs
- Detailed technical regulations in the Annexes of the Convention
- Certificate of approval

The 5 pillars of the TIR system

2

International guarantee

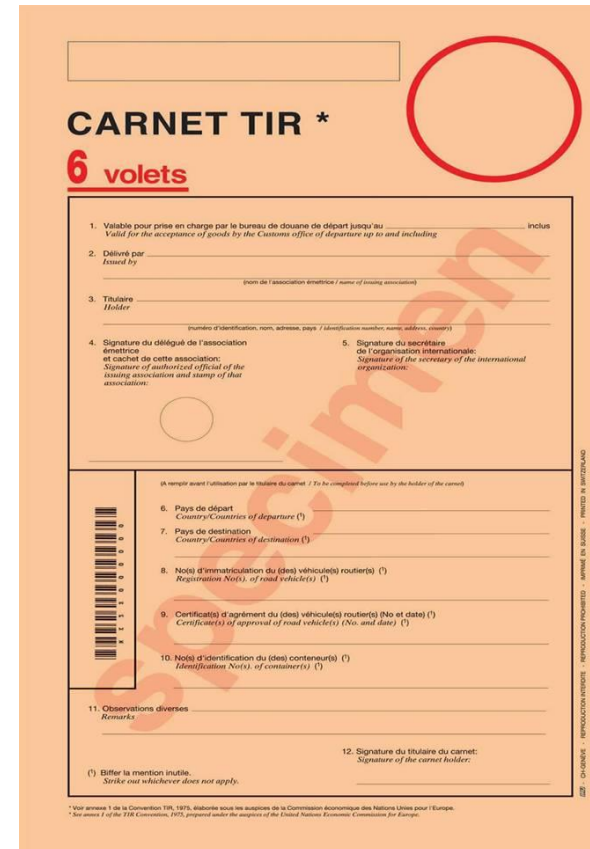
- Organized by the IRU
- Customs claim against the national association in their country
 - *When there is a problem in country C with a TIR Carnet issued in country A the customs of country C can claim the duties against the national association in country C (IRU organizes the settlement of claim between national associations of countries A and C and the insurers)*

The 5 pillars of the TIR system

3

The TIR carnet

- One single document, security elements, proof of guarantee, printing and distribution by the IRU



CARNET TIR *
6 volets

1. Valable pour prise en charge par le bureau de douane de départ jusqu'au inclus
Valid for the acceptance of goods by the Customs office of departure up to and including

2. Délivré par
Issued by
(nom de l'association émettrice / name of issuing association)

3. Titulaire
Holder
(numéro d'identification, nom, adresse, pays / identification number, name, address, country)

4. Signature du délégué de l'association émettrice et cachet de cette association.
Signature of authorized official of the issuing association and stamp of that association.

5. Signature du secrétaire de l'organisation internationale.
Signature of the secretary of the international organization.

6. Pays de départ
Country/Countries of departure (*)

7. Pays de destination
Country/Countries of destination (*)

8. Note d'immatriculation du (des) véhicule(s) routier(s) (*)
Registration No(s), of road vehicle(s) (*)

9. Certificat(s) d'approbation du (des) véhicule(s) routier(s) (No. and date) (*)
Certificate(s) of approval of road vehicle(s) (No. and date) (*)

10. Note(s) d'identification du (des) conteneur(s) (*)
Identification No(s), of container(s) (*)

11. Observations diverses
Remarks

12. Signature du titulaire du carnet:
Signature of the carnet holder:

(*) Si la mention inutile.
Strike out whichever does not apply.

* Voir annexe 1 de la Convention TIR, 1975, élaborée sous les auspices de la Commission économique des Nations Unies pour l'Europe.
* See annex 1 of the TIR Convention, 1975, prepared under the auspices of the United Nations Economic Commission for Europe.

The 5 pillars of the TIR system

4

Mutual recognition of customs controls

- Article 5:
 - Goods carried under the TIR procedure in sealed road vehicles, combinations of vehicles or containers shall not as a general rule be subjected to examination at customs offices en route

The 5 pillars of the TIR system

5

Controlled access (Annex 9)



Customs
authorities
give access to
the TIR
procedure

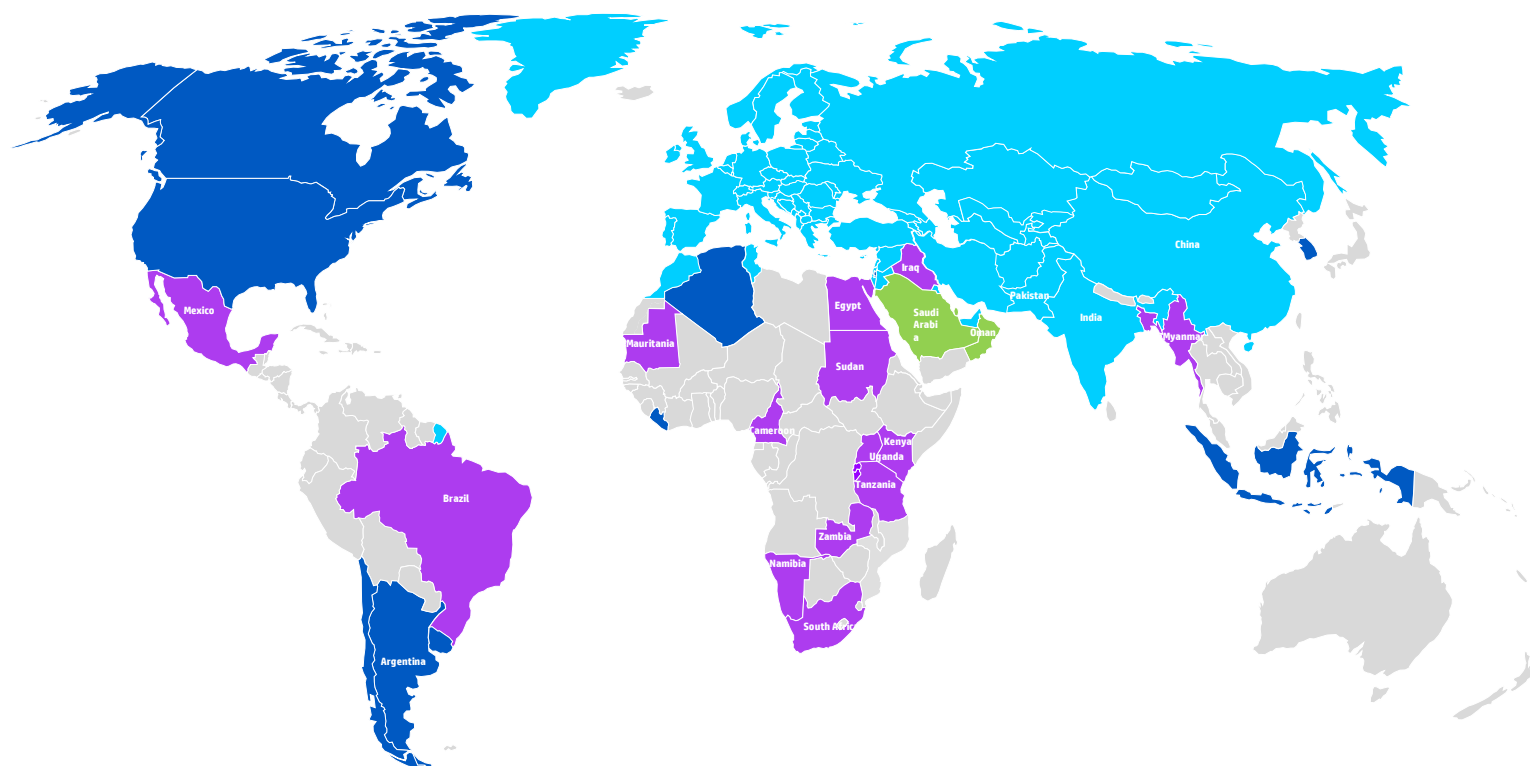
To the international organization to
distribute TIR Carnets and manage the
guarantee chain



To national associations to issue TIR
Carnets and act as guarantor

For transport operators to utilize TIR
Carnets

*Data concerning all persons authorized
to use the TIR procedure is contained in
the International TIR Data Bank (ITDB).*

Geographical scope

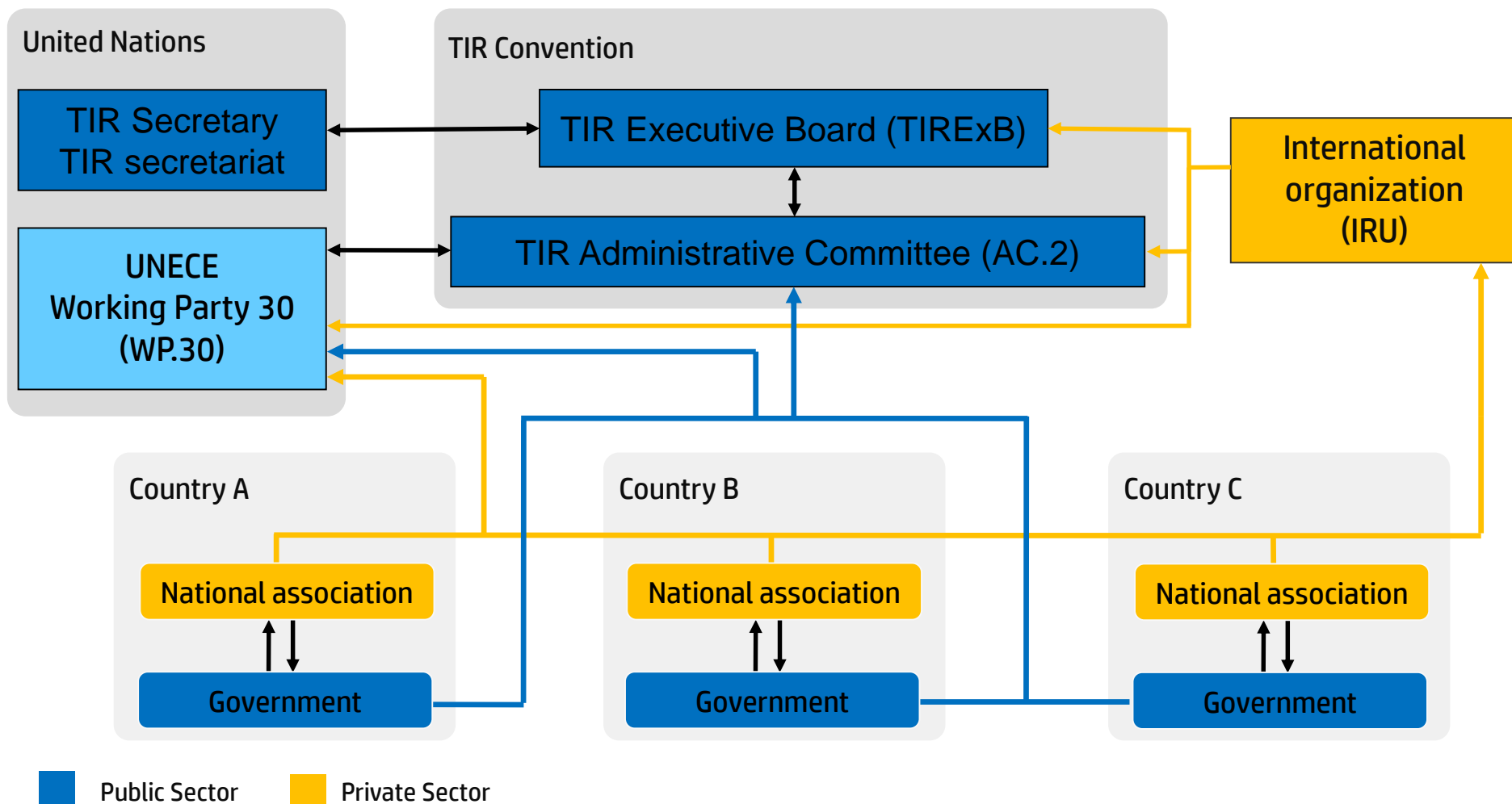


 Contracting parties to the TIR Convention
 TIR operational countries

 TIR implementation countries

 Interested parties

Administrative structure



Roles and responsibilities of competent authorities

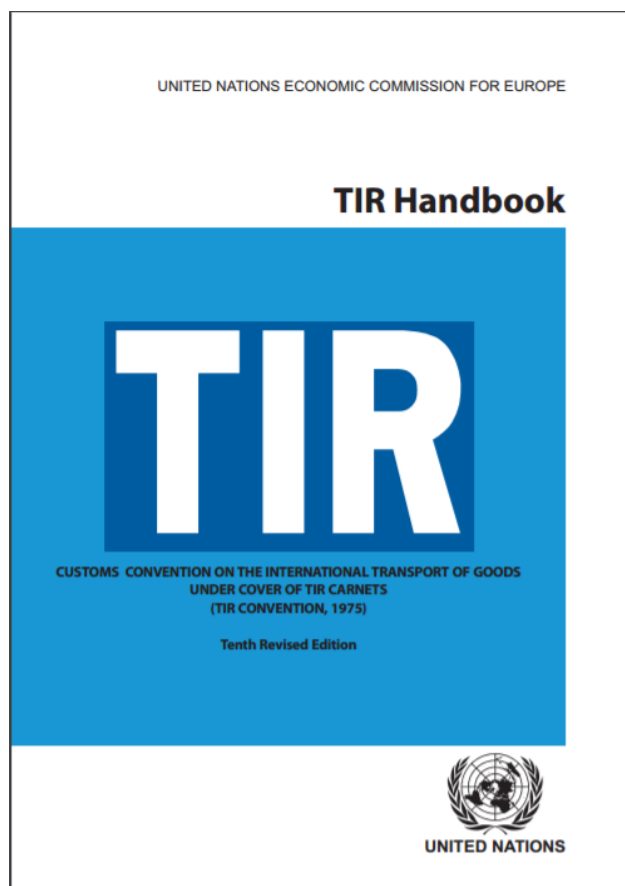
- **Acceptance of the TIR Convention** in accordance with national law (i.e. publication in the national public law journal);
- Deposit of an **instrument of accession** with the Treaty Section of the Office of Legal Affairs of the United Nations in New York (depository) (Article 52);
- Authorization of a **national guaranteeing organization(s)** (Article 6 and Annex 9, Part I);
- Authorization of **persons to utilize TIR Carnets** (Article 6, Annex 9, Part II);
- Publication of a **list of customs offices** approved for accomplishing TIR operations (Article 45);
- **Training** of customs officials in the operation of the TIR procedure;
- Establishment or designation of an authority responsible for the **approval of road vehicles and containers** (Article 12);
- Transmission of information to the international organization or to the national guaranteeing associations about the **termination** of TIR operations at customs offices of destination in their country (Article 42 ter and Annex 10, para. 1);

Roles and responsibilities of competent authorities

Deposit of the following documentation and information with the TIRExB

- A certified copy of the **written agreement** or any other legal instrument between the competent authorities and the national guaranteeing association as well as any modifications thereto (Annex 9, Part I, para. 2);
- A certified copy of the **insurance or financial guarantee contract** as well as any modifications thereto (Annex 9, Part I, para. 3 (v));
- A copy of the **insurance certificate** (to be renewed annually) (Annex 9, Part I, para. 3 (v)).
- The particulars of **each person authorized** by the competent authorities to use TIR Carnets or whose authorization has been withdrawn (Annex 9, Part II, para. 4).
- The particulars of **each person excluded** from the operation of the Convention in accordance with Article 38.
- The details of any **national control measures** that competent national authorities intend to introduce in accordance with Article 42 bis.
- The particulars of **customs sealing devices and stamps** approved and used in the TIR procedure (TRANS/WP.30/157, para. 93).

Thank you



André Sceia PhD
UNECE TIR SECRETARIAT
Transport Division

8-14, Avenue de la Paix
CH-1211 Geneva 10
Switzerland
Phone: +41 22 917 1313
Fax: +41 22 917 0614
Email: etir@un.org
Web: <http://etir.unece.org>